

Advanced Trolley System Light-Duty Trolley Operator



**LiftMaster®
Commercial Door
Operators**
are engineered,
manufactured and tested
to provide reliable service
to meet the toughest
commercial applications.

- Security+® anti-burglary coding radio receiver, standard
- Automatic safety reverse/automatic door stop
- Maximum run timer
- Heavy-duty "I-beam" configured trolley track
- Auto-reconnect trolley
- Meets current requirements for both commercial and residential door operators

Residential/Commercial Operator

Advanced Trolley System for use on standard lift sectional doors up to 14' high, rated for 8 cycles per hour. The ATS meets all current federal and state laws and UL325 safety standards for residential and commercial applications.

COMMERCIAL DOOR OPERATOR

MODEL
ATS

CHAMBERLAIN®

LiftMaster®


ATS

COMMERCIAL DOOR OPERATOR




Automatic Safety Reverse/ Automatic Door Stop

Reverses door automatically if obstructed when going down, stops if obstructed when going up.



Manual Release With Auto-Reconnect Trolley

Manual release in case of power failure. When power is restored, a push of the button automatically reconnects the door and operator.



"I-Beam" Trolley Track

Industrial-strength heavy-duty steel "I-beam" configuration for increased rigidity for 8', 10', 12' and 14' door heights. Full #48 chain drive.




The Protector System®

Projects an invisible light beam across garage door opening. If anything interrupts the beam while the door is closing, door automatically reverses before making contact. If beam is obstructed, door will not close.



Push Button Station

Momentary contact to open and close.



14' Center Support Bracket

Standard with 14' rail. Optional on all other door sizes. Provides additional rail support on 14' doors.



Motor

High-torque, industrial, 1/2 HP, 115V, single-phase motor with instant reverse and automatic reset thermal overload.

ROLLING CODE TECHNOLOGY

The ATS is equipped with a Security+® Rolling Code Receiver:

With every activation, Security+® transmits a brand-new code, one of over 100-billion codes, never to be repeated. The ATS Security+® operator can accommodate up to 8 Security+® remote controls as well as 1 Security+® Keyless Entry System. Ideal for multiple drivers. (Remote controls are not included.)

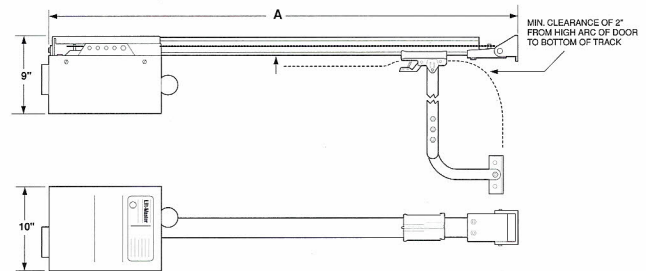
LiftMaster offers optional Remote Controls and a Keyless Entry System with Security+® Anti-Burglary Coding.

MAXIMUM DOOR AREA (SQ. FT.)

STANDARD SECTIONAL	—	24 ga. Steel	20 ga. Steel	16 ga. Steel	—
	Fiberglass	Alum. Doors	Wood Doors	—	—
—	—	24 ga. Steel Insul.	20 ga. Steel Insul.	16 ga. Steel Insul.	—
SQ. FT.	250	210	180	120	80

NOTE: On steel insulated doors, a 24 ga. back panel is assumed.

Clearance and Mounting Details



Door Height	8'	10'	12'	14'
A - Dimension	Door Height + 3'-3"	Door Height + 3'-3"	Door Height + 3'-9"	Door Height + 3'-9"

CHAMBERLAIN®

LiftMaster®

THE CHAMBERLAIN GROUP, INC.
845 Larch Avenue • Elmhurst, IL 60126
www.liftmaster.com • <http://specs.chamberlain.com/architectscorner>



I.C./F.C.C.
Certified

ONE-YEAR WARRANTY

Chamberlain reserves the right to make design or specification changes without notice.
©2008 The Chamberlain Group, Inc. Printed in U.S.A. 6/08 LMCDOATS